



INTEGRATED CARDIOID
PRESETS



INTEGRATED POWER &
CONTROL WITH MULTIPLE
PRESETS



REAR PANEL
TOUCHSCREEN GUI
OPERATION



HIGH RESISTANCE
POLYUREA® FINISH



BEST FOR
REDUCED SPACES



HORN LOADED
BAND PASS
DESIGN

Upgraded performance and enhanced styling, includes increased LF power output down to 38 Hz from a new 12" driver coupled with improved band-pass tuned cabinet architecture; within the same ultra-compact form factor. Latest 1000 W, 64-bit, FIR filtering DSP power and control electronics, feature colour touchscreen GUI operation and default system preset that perfectly phase aligns the subwoofer with any of the S-series active two-way systems. A new 1.5mm powder coated, black mesh speaker grille, with acoustically optimum perforation gradient, complements the cabinets improved aesthetics. Recessed carry handles greatly aide handling.

KEY FEATURES

TRANSDUCER TECHNOLOGY

Active subwoofer comprising a 3" voice coil, 12" loudspeaker loaded in a band-pass tuned enclosure with laminar ports.

AMPLIFICATION

Onboard 1000 W 3rd generation Class D amplification.

Universal switch mode power supply (SMPS) with Power Factor Correction (PFC), allowing constant power delivery from 85 to 265 VAC input and high efficiency (>90%), with extremely compact lightweight form factor.

Automatic EcoMode low power consumption mode when no signal input present.

Connectors mounted on an inclined, recessed moulded connector plate, for improved security and environmental protection.

Double PowerCon® connectors (input & link).

ADVANCED DSP SYSTEM CONTROL

Onboard 64-bit precision DSP loudspeaker system control manages amplifier gain and cross-over settings, peak and thermal limiters and mutes. Includes adjustable 294 ms / 100 m delay line for extensive alignment delay and 5-band fully configurable parametric EQ.

High-order FIR filtering ensures fully phase coherent PEQ adjustment and absolute phase alignment of common cabinet couplings.

Extensively R&D'd factory presets provide instantaneous system configuration for common applications, including cardioid presets. A default preset perfectly phase aligns the subwoofer with any of the S-series active two-way systems.

Operation and monitoring of system parameters, presets and user-adjustments is via Amate Audio's unique rear-panel 3.5" TFT colour touchscreen GUI. The front-panel Nítid backlit logo can be switched on or off, or set to indicate system limiting.

DESIGN & ACCESSORIES

Recessed ergonomic carry handles.

Exclusive 1.5mm black mesh speaker grilles with optimum perforation gradient and aesthetic appearance.

Multilayer birch plywood cabinet with Polyurea® coating, providing maximum robustness and strength for touring, events production, venue installation and other highly demanding applications.

M20 plate socket provided at the top side for 2-way enclosure coupling.

NÍTiD

S12W

1000 W
1x 12" ACTIVE
SUBWOOFER

NÍTiD



TECHNICAL FEATURES

Amplifier (program)	1000 W Class D
Input sensitivity	2 dBu – 1 V
Input impedance	50 kΩ Balanced
Mains	Universal Switch Mode Power Supply 85-265 V / 45-65 Hz
Average current draw	1.8 A (Heavy duty musical program)
SPL(1m)	126 dB musical program, 129 dB peak
Built-in DSP	64-bit processing unit. Includes factory presets
AD/DA converters	24 bit – 48 kHz
Standby mode consumption	3.7 W @230VAC
Adjustable delay line	294 ms / 100 m
Crossover frequency	80 Hz / 90 Hz / 100 Hz
Frequency Response (-10dB)	38 Hz – 130 Hz (LPF100)
Components (LF)	12" woofer (3" voice coil)
Directivity (-6dB)	Omnidirectional
Directivity factor (Q)	1
Directivity Index (DI)	0 dB
Weight	26.7 Kg
Dimensions (H x W x D)	384 x 520 x 582 mm
Finish	Multilayer birch plywood with high resistant black Polyurea® coating
Grille	1,5 mm powder coated steel with black acoustic mesh
Rigging	No
Connectors	1x XLR input / 1x XLR link / 1x AC PowerCon® input / 1x AC PowerCon® link

TOUCHSCREEN CONTROL



Amate Audio's latest generation DSP System management is integrated with 3rd generation Class D amplification. Colour touchscreen operation and monitoring of DSP System includes access to powerful presets - engineered by Amate Audio R&D team – that instantly configure your Nitid loudspeaker for the majority of common application environments within seconds, prior to rigging or installation.




SIDE VIEW



FRONT VIEW WITHOUT GRILLES



REAR VIEW



BOTTOM VIEW

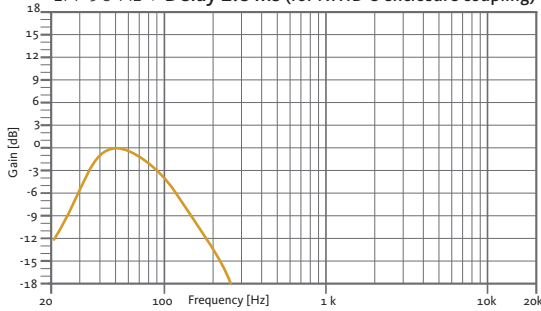


TOP VIEW

BUILT-IN PRESETS

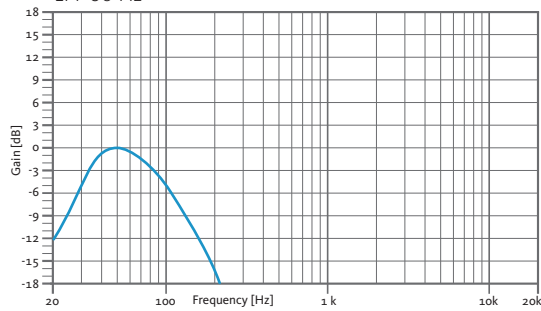
S-ALIGNED

LPF 90 Hz + Delay 2.8 ms (for NÍTID-S enclosure coupling)



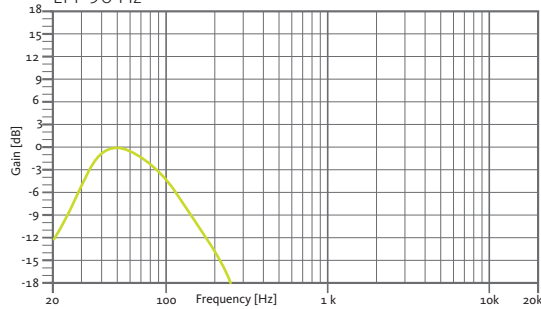
LPF80

LPF 80 Hz



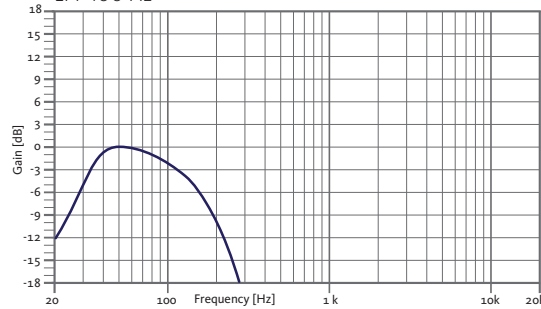
LPF90

LPF 90 Hz

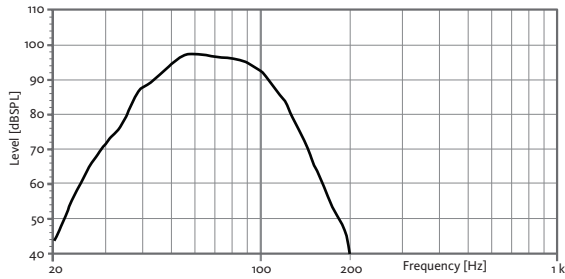


LPF100

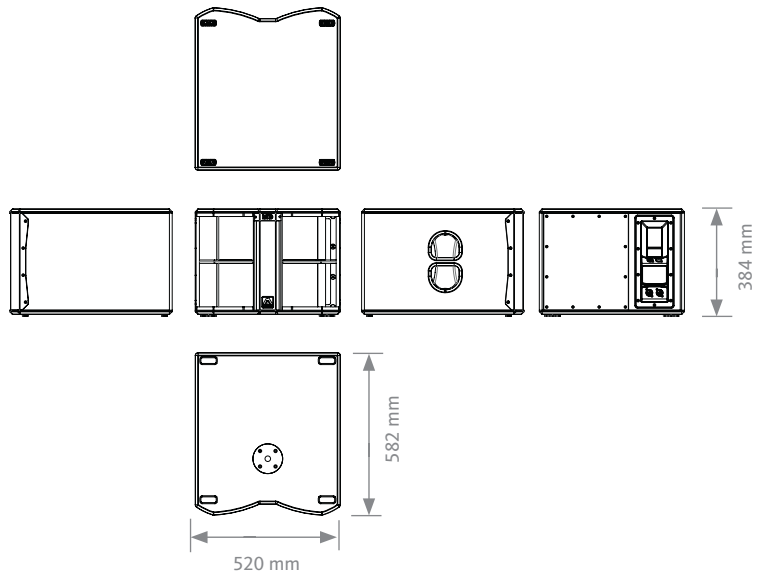
LPF 100 Hz



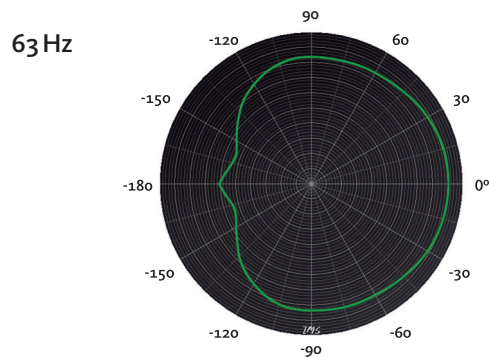
FREQUENCY RESPONSE 1w/1m (LPF100 PRESET)



CAD DRAWING SCHEME



EASY CARDIOID CONFIGURATION THROUGH DEDICATED PRESETS



NÍTiD

S12W

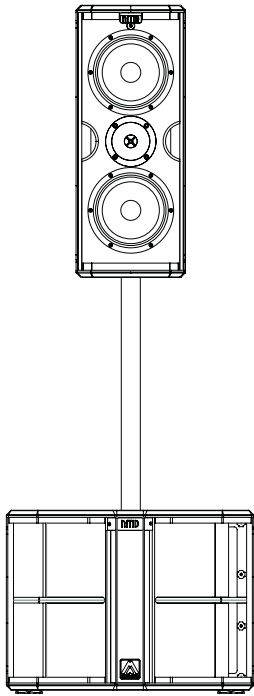
1000 W
1x 12" ACTIVE
SUBWOOFER

NÍTiD

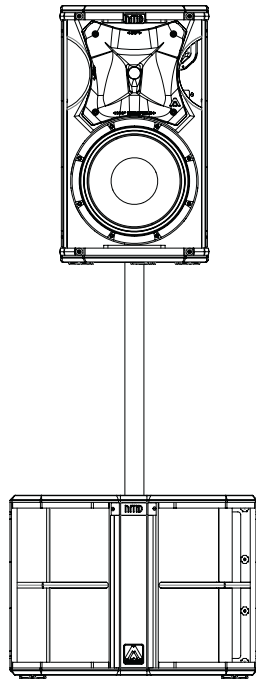


RECOMMENDED SET-UP'S

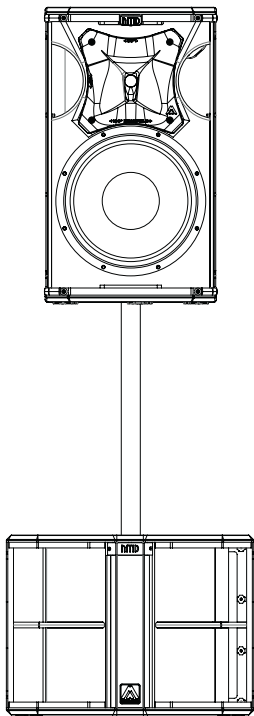
S12W + S26



S12W + S10



S12W + S12



ACCESSORIES

DISTANCE ROD M20 SP-CRTL

ø: 35 mm
Length: 55 cm ~ 90 cm
Thread: M20



PROTECTION COVER NC-S12W




FLIGHT CASE FC-S12W

for two units of S12W




DISCOVER NÍTiD



UNIQUE DESIGN

New S-series models build on the success, innovation and best-in-class performance of the original Nítid designs with improved features including a recessed moulded connector plate, more highly stylised form factor and improved robustness of the world's most acoustically transparent pro-audio speaker grille.



THE PERFECT BALANCE

An ongoing programme of research and development ensures that Nítid series loudspeakers continue to achieve the highest levels of output and performance from the most compact sized designs, in an unrivalled synthesis of engineering and aesthetic form.